

Injuries associated with police use of force

Two years, three police agencies
Study by Dr. William Bozeman et al.




1.04 million
police calls



114,000
criminal arrests

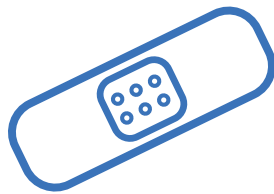
[Less than
1 in 1,100 calls]



[Less than
1 in 120 arrests]

suspects force
used against

914



898
mild or no
injuries



16
significant
injuries



1
death

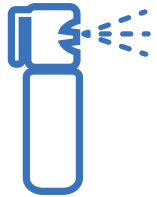
Rate of significant injuries by type of force used



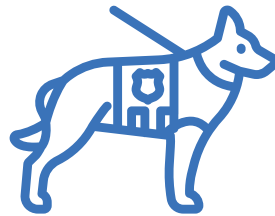
0%
taser
(0 of 504 uses)



0.9%
unarmed
physical force
(6 of 692 uses)



0%
pepper spray
(0 of 88 uses)



11%
canines
(5 of 47 uses)



0%
baton
(0 of 9 uses)



67%
firearms
(4 of 6 uses)